



2PC WIRELESS SMD LED TRAILER LIGHT SET

MODEL NO: **TB18LEDW**

Thank you for purchasing a Sealey product. Manufactured to a high standard, this product will, if used according to these instructions, and properly maintained, give you years of trouble free performance.

IMPORTANT: PLEASE READ THESE INSTRUCTIONS CAREFULLY. NOTE THE SAFE OPERATIONAL REQUIREMENTS, WARNINGS & CAUTIONS. USE THE PRODUCT CORRECTLY AND WITH CARE FOR THE PURPOSE FOR WHICH IT IS INTENDED. FAILURE TO DO SO MAY CAUSE DAMAGE AND/OR PERSONAL INJURY AND WILL INVALIDATE THE WARRANTY. KEEP THESE INSTRUCTIONS SAFE FOR FUTURE USE.



Refer to instructions

1. SAFETY

- ✓ Check the battery status, ensure the lights are functioning correctly before using.
- ✓ Please check that each light function works normally before using.
- ✓ When the lights are in storage, check the batteries every 6 months.
- ✓ You must complete the paring process when using replacement & additional lights.
- ✓ Regularly check the lights after long periods of use.

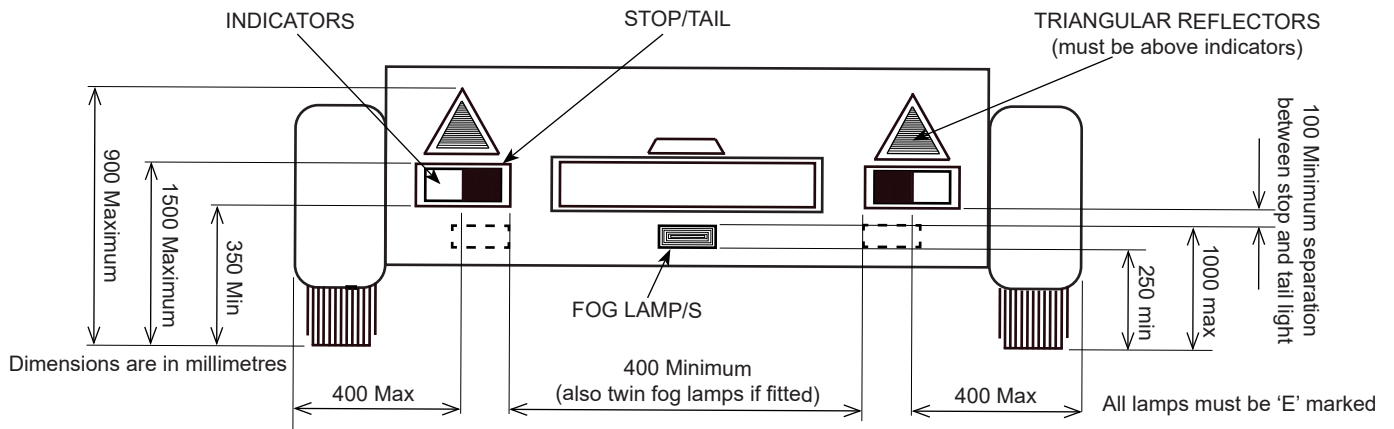
2. INTRODUCTION

Magnetic wireless light clusters give essential light functions with no wiring required. Designed and manufactured for metal trailers, lorries, agricultural machinery, tractors, and other vehicles up to 20m long. EU Plug wiring configurations and vehicles fitted with a 7-pin plug towing trailers. Includes wireless transmitter that works with 7-pin plugs only. 5-Functions: brake lights, rear turn signal lights, rear position lights, license plate lights, and return reflectors. Dual USB charging cable supplied allowing for both lights to be charged simultaneously. Supplied in storage case.

3. SPECIFICATION

Model No:..... **TB18LEDW**
 Battery:3.7V 2Ah Li-ion
 Charging Time:.....4hr
 LED Type: 24 x 0.2W SMD
 Voltage:.....12V
 Working Frequency:.....2.4Ghz
 IP Rating:.....IP65
 Transmitter:.....2.6GHz (12V 7 pin outlet)
 Fixing:Magnetic
 Working Temperature Range:-30°C to +50°C

MOUNTING POSITIONS FOR TRAILER REAR LAMPS AND REFLECTORS



All lamps and reflectors should be mounted symmetrically. Trailers over 1.3M wide require at least one rear red fog lamp, and it must be mounted on the centre line or to the offside of the trailer. If twin rear fog lamps are fitted they should be mounted symmetrically. Trailers over 1.6M wide require white front reflectors and white front markers/lamps. Trailers manufactured from October 2012 fitted with brakes require a reversing light. Trailers over 5M long may require side retro reflectors and side marker lamps. Trailers 6M long and over require red/white side markers. The above information is given as a **guide only**; for full details consult 'The Road Vehicle Lighting Regulations'.

4. INSTALLATION

4.1. TRAILER WIRING CODES (N-TYPE)

| | | |
|-------|--------|--|
| Pin 1 | Yellow | Left hand direction indicator lamp |
| Pin 2 | Blue | Rear fog lamp/lamps |
| Pin 3 | White | Common return (earth) |
| Pin 4 | Green | Right hand direction indicator lamp |
| Pin 5 | Brown | Right hand tail lamp/ Rear registration lamp |
| Pin 6 | Red | Rear stop lamps |
| Pin 7 | Black | Left hand tail lamp/ Rear registration lamp |


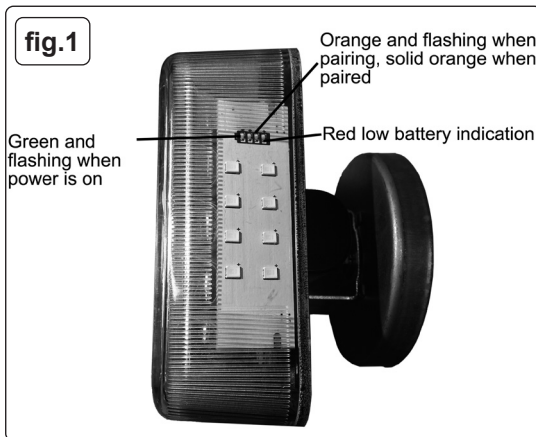
4.2. Plug the transmitter into the socket on the vehicle.

4.3. Turn on both the light units. The left hand green light bar (on the battery indicator) will flash when the unit has been switched on.

4.4. Start the vehicle and turn on the hazard lights.

5. OPERATION

☐ **WARNING!** When the red light on the low battery indicator is flashing charge the light.



5.1. PAIRING THE DEVICE

5.1.1. Hold down the pairing button for 5 seconds. The right hand orange light (on the battery indicator) will illuminate when pairing is in progress. The light will go out when pairing is complete.

NOTE: Always charge the lights to full before any long distance travel.

5.2. CHARGING THE LIGHTS

5.2.1. Make sure both units are charged and functioning correctly before use.

5.2.2. The red light will flash to indicate the battery level.

5.2.3. Use the USB cable provided to charge both units simultaneously.

6. MAINTENANCE

- ✓ When the lights are in storage, check the batteries every 6 months.
- ✓ Clean the lights with a damp cloth and make sure they are completely dry before storing.

NOTE: The battery fitted to this light is considered to be a consumable item and its ability to accept charge will reduce over time. We will warranty it against mechanical and electrical defect for a period of one year, this does not cover fair wear and tear. If the battery is not properly charged before first use, or regularly conditioned, its capacity will diminish. Under these circumstances we will not replace the battery even if it is less than one year old.



ENVIRONMENT PROTECTION

Recycle unwanted materials instead of disposing of them as waste. All tools, accessories and packaging should be sorted, taken to a recycling centre and disposed of in a manner which is compatible with the environment. When the product becomes completely unserviceable and requires disposal, drain any fluids (if applicable) into approved containers and dispose of the product and fluids according to local regulations.



REGISTER YOUR PURCHASE HERE



WEEE REGULATIONS

Dispose of this product at the end of its working life in compliance with the EU Directive on Waste Electrical and Electronic Equipment (WEEE). When the product is no longer required, it must be disposed of in an environmentally protective way. Contact your local solid waste authority for recycling information.



BATTERY REMOVAL

Under the Waste Batteries and Accumulators Regulations 2009, Jack Sealey Ltd are required to inform potential purchasers of products containing batteries (as defined within these regulations), that they are registered with Valpak's registered compliance scheme. Jack Sealey Ltd's Batteries Producer Registration Number (BPRN) is BPRN00705.

Note: It is our policy to continually improve products and as such we reserve the right to alter data, specifications and component parts without prior notice.

Important: No Liability is accepted for incorrect use of this product.

Warranty: Guarantee is 24 months from purchase date, proof of which is required for any claim.

Sealey Group, Kempson Way, Suffolk Business Park, Bury St Edmunds, Suffolk. IP32 7AR



01284 757500



sales@sealey.co.uk



www.sealey.co.uk